



Fittings Chart

TEES



DOT64-4
PUSH IN FITTING 1/4T, NYLON
TUBE BRASS UNION TEE



DOT64-6
PUSH IN FITTING 3/8T, UNION
TEE,



DOT64-8
PUSH IN FITTING 1/2T,
UNION TEE



DOT64-6-4
PUSH IN FITTING 3/8T X
3/8T X 1/4T, UNION TEE, D



DOT71-6-4
MALE RUN TEE 3/8T X 1/4P



DOTS72-6-4
PUSH LOCK FITTING 3/8T X
1/4P SWIVEL TEE, M BRAN



DOTS72-6-6
PUSH IN FITTING 3/8T X 3/8P,
SWIVEL TEE, M BRANC



NY264-4
TUBE FITTING 1/4T, NYLON
TUBE, BRASS UNION TEE



NY264-6
3/8T, NYLON TUBE,
UNION TEE



NY264-8
1/2T, NYLON TUBE,
UNION TEE



NY271-6-4
3/8T X 1/4P, NYLON TUBE,
TEE, M RUN



NY271-6-6
3/8T X 3/8T X 3/8P, NY
TUBE, TEE, M RUN



NY271-8-6
1/2T X 3/8P, NYLON TUBE,
TEE, M RUN



NY272-4-4
1/4T X 1/4P, NYLON
TUBE, TEE, M BRANCH



NY272-6-4
3/8T X 1/4P, NYLON
TUBE, TEE, M BRANCH



NY272-6-6
3/8T X 3/8P, NYLON
TUBE, TEE, M BRANCH



NY272-8-6
1/2T X 3/8P, NYLON
TUBE, TEE, M BRANCH



PF2203-4
1/4" F PIPE TEE



PF2203-6
3/8" F PIPE TEE




PF2203-8
1/2" F PIPE TEE



PF2224-4
1/4" M BRANCH TEE



PF2224-6
3/8" M BRANCH TEE



PF2225-4
1/4" PIPE STREET TEE



PF2225-6
3/8" PIPE STREET TEE



PF2225-8
1/2" PIPE STREET TEE



PF3-187
3/8", 90 DEG, M PIPE
ELBOW



QL1371-6B
COMPOSITE MALE RUN TEE
3/8T X 1/4P



QL1371-6C
COMPOSITE MALE
RUN TEE 3/8T



QL1372-6B
COMPOSITE BRANCH TEE
3/8T X 1/4P



QS71-44B
COMPOSITE STANDPIPE T
1/4X1/4X1/4



QS71-44C
COMPOSITE STANDPIPE T
1/4X1/4X3/8



QS71-64C
COMPOSITE STANDPIPE T
3/8X1/4X3/8



QS71-66C
COMPOSITE STANDPIPE T
3/8X3/8X3/8

ELBOWS



DOT279-10-8
PL 45D ELBOW 5/8T X 1/2NPT



DOT54-6-4
PUSH IN FITTING 3/8T X 1/4P,
45DEG M ELBOW - DOT



DOT65-6
PUSH IN FITTING 3/8T,
UNION ELBOW, DOT



DOTS69-4-2
PUSH IN FITTING 1/4T X
1/8P,90DEG, M ELBOW



DOTS69-4-4
PUSH IN FITTING 1/4T X
1/4P,90DEG, M ELBOW



DOTS69-6-2
PUSH IN FITTING 3/8T X 1/8P,
90DEG, M ELBOW, SWIV



DOTS69-6-4
PUSH IN FITTING 3/8T X 1/4P,
90DEG, M ELBOW



DOTS69-6-6
PUSH IN FITTING 3/8T X 3/8P,
90DEG, M ELBOW



DOTS69-6-8
PUSH IN FITTING 3/8T X 1/2P,
90DEG, M ELBOW, SWIV



DOTS69-8-6
PUSH IN FITTING 1/2T X 3/8P,
90DEG, M ELBOW



DOTS69-8-8
PUSH IN FITTING 1/2T X 1/2P,
90DEG, M ELBOW, SWIV



DOTS69-10-6
PL SWIVEL 90D ELBOW
5/8T X 3/8P



DOTS69-532-2
PUSH IN FITTING 5/32T X
1/8P, 90DEG, M ELBOW



NY265-4
1/4T, NYLON TUBE,
UNION ELBOW



NY265-10
TUBE FITTING 5/8T, NYLON
TUBE, UNION ELBOW



NY269-4-2
1/4T X 1/8P, NYLON TUBE,
M ELBOW



NY269-4-4
1/4T X 1/4P, NYLON TUBE
FITTING ELBOW



NY269-4-6
1/4T X 3/8P, NYLON TUBE,
M ELBOW



NY269-6-2
3/8T X 1/8P, NYLON TUBE,
M ELBOW



NY269-6-4
3/8T X 1/4P, NYLON TUBE,
M ELBOW



NY269-6-6
3/8T X 3/8P, NYLON TUBE,
M ELBOW



NY269-6-8
3/8T X 1/2P, NYLON TUBE,
M ELBOW



NY269-8-4
1/2T X 1/4P, NYLON TUBE,
M ELBOW



NY269-8-6
1/2T X 3/8P, NYLON TUBE,
M ELBOW, 90



NY269-8-8
1/2T X 1/2P, NYLON TUBE,
M ELBOW, 90




NY269-10-6
5/8T X 3/8P, NYLON TUBE,
M ELBOW



NY269-10-8
5/8T X 1/2P, NYLON TUBE,
M ELBOW, 90



NY269-12-8
TUBE FITTING 3/4T X 1/2P,
NYLON TUBE, M ELBOW



NY279-4-2
1/4TX1/8P NYLON TUBE
45 DEG ELBOW



NY279-4-4
1/4T X 1/4P, NYLON TUBE,
45 DEG ELBOW



NY279-6-4
TUBE FITTING 3/8T X 1/4P,
NYLON TUBE, 45 DEG ELBOW



NY279-6-6
3/8T X 3/8P, NYLON TUBE,
45 DEG ELBOW



NY279-8-4
1/2T X 1/4P, NYLON TUBE,
45 DEG ELBOW



NY279-8-6
TUBE FITTING 1/2T X 3/8P,
NYLON TUBE, 45 DEG ELBOW



NY279-8-8
1/2T X 1/2P, NYLON TUBE,
45 DEG ELBOW



NY279-10-6
45D ELBOW 5/8T X 3/8P



NY279-10-8
45D ELBOW 5/8T X 1/2P



PF2200-2-2
1/8\", 90 DEG, F PIPE ELBOW



PF2200-6-6
3/8\", 90 DEG, F PIPE ELBOW



PF2202-2-2
1/8\", 90 DEG, STREET
ELBOW



PF2202-4-4
PIPE FITTING 1/4\", 90
DEG, STREET ELBOW




PF2202-6-6
3/8\", 90 DEG,
STREET ELBOW



PF2202-8-6
1/2\"M X 3/8\"F, 90 DEG,
STREET ELBOW



PF2202-8-8
1/2\", 90 DEG, STREET
ELBOW



PF2214-2-2
1/8\" 45 DEG
STREET ELBOW



PF2214-4-4
1/4", 45DEG, STREET
ELBOW




PF2214-6-6
3/8", 45DEG, STREET ELBOW



PF2214-8-8
1/2", 45DEG, STREET ELBOW



QL1369-2A
COMPOSITE 90D ELBOW
1/8T X 1/8P



QL1369-2B
COMPOSITE 90D ELBOW
1/8T X 1/4P



QL1369-3A
COMPOSITE 90D ELBOW
3/16T X 1/8P



QL1369-4C
COMPOSITE 90D ELBOW
1/4T X 3/8P



QL1369-8C
COMPOSITE 90D ELBOW
1/2T X 3/8P




QL1369-21
COMPOSITE 90D ELBOW
1/8T X 1/16P



QL1369251
COMPOSITE 90D ELBOW
5/32T X 1/16P



QL136925A
COMPOSITE 90D ELBOW
5/32T X 1/8P



QS37-6B
COMPOSITE STANDPIPE
REDUCER 3/8 X 1/4



QS69-4B
COMPOSITE STANDPIPE
ELBOW 1/4 X 1/4



QS69-4C
COMPOSITE STANDPIPE
ELBOW 1/4 X 3/8



QS69-6B
COMPOSITE STANDPIPE
ELBOW 3/8 X 1/4



QS69-6C
COMPOSITE STANDPIPE
ELBOW 3/8 X 3/8



QL1374-4A
COMPOSITE 45D ELBOW
1/4T X 1/8P



QL1374-6B
COMPOSITE 45D ELBOW
3/8T X 1/4P



QL1374-6C
COMPOSITE 45D ELBOW
3/8T X 3/8P



QL1374-6D
COMPOSITE 45D ELBOW
3/8T X 1/2P



QL1374-8B
COMPOSITE 45D ELBOW
1/2T X 1/4P



QL1374-8C
COMPOSITE 45D ELBOW
1/2T X 3/8P



QL1374-8D
COMPOSITE 45D ELBOW
1/2T X 1/2P



QL137410C
COMPOSITE 45D ELBOW
5/8T X 3/8P

CONNECTORS




DOT68-2-1
BLKHD FITTING STEEL, W/
STEEL NUT



DOT68-2-2
PUSH IN FITTING 1/8T X 1/8P,
M CONNECTOR - DOT



DOT68-4-2
PUSH IN FITTING 1/4T X
1/8P, M CONNECTOR



DOT68-4-4
PUSH IN FITTING 1/4T X 1/4P,
M CONNECTOR



DOT68-4-6
PUSH IN FITTING 1/4T X 3/8P,
M CONNECTOR - DOT



DOT68-6-2
PUSH IN FITTING 3/8T X 1/8P,
M CONNECTOR



DOT68-6-4
PUSH IN FITTING 3/8T X 1/4P,
M CONNECTOR



DOT68-6-6
PUSH IN FITTING 3/8T X 3/8P,
M CONNECTOR



DOT68-6-8
PUSH IN FITTING 3/8T X
1/2P, M CONNECTOR



DOT68-8-4
PUSH IN FITTING 1/2T X
1/4P, M CONNECTOR



DOT68-8-6
PUSH IN FITTING 1/2T X 3/8P,
M CONNECTOR



DOT68-8-8
PUSH IN FITTING 1/2T X 1/2P,
M CONNECTOR



DOT68-10-6
PL STRAIGHT 5/8T X 3/8P




DOT68-10-8
PUSH IN FITTING 5/8T X 1/2P,
M CONNECTOR - DOT



DOT68-12-8
PL STR CONNECTOR
3/4T X 1/2P



DOT68-532-1
PUSH IN FITTING 5/32T X
1/16P, M CONNECTOR - DOT



DOT68-532-2
PUSH IN FITTING 5/32T X 1/8P,
M CONNECTOR



NY68-4-2
1/4T X 1/8P, NYLON TUBE,
M CONNECTOR



NY68-4-4
1/4T X 1/4P, NYLON TUBE,
M CONNECTOR



NY68-4-6
1/4T X 3/8P, NYLON TUBE,
M CONNECTOR



NY68-6-2
3/8T X 1/8P, NYLON TUBE,
M CONNECTOR



NY68-6-4
3/8T X 1/4P, NYLON TUBE,
M CONNECTOR



NY68-6-6
3/8T X 3/8P, NYLON TUBE,
M CONNECTOR



NY68-6-8
3/8T X 1/2P, NYLON TUBE,
M CONNECTOR



NY68-8-4
TUBE FITTING 1/2T X 1/4P,
NYLON TUBE, M CONNECTOR



NY68-8-6
1/2T X 3/8P, NYLON TUBE,
M CONNECTOR



NY68-8-8
1/2T X 1/2P, NYLON TUBE,
M CONNECTOR



NY68-10-6
STR MALE CONNECTOR
5/8T X 3/8P



NY68-10-8
5/8T X 1/2P, NYLON TUBE,
M CONNECTOR



NY68-10-12
5/8T X 3/4P, NYLON TUBE,
M CONNECTOR



NY68-12-8
STR MALE CONNECTOR
3/4T X 1/2P



FF48-4-2
1/4T X 1/8P
MALE CONNECTOR



FF48-4-4
1/4T X 1/4P
MALE CONNECTOR



FF48-6-6
3/8T X 3/8P FLARE MALE
CONNECTOR



FF48-8-8
1/2T X 1/2P FLARE MALE
CONNECTOR



FF48-10-8
5/8T X 1/2P FLARE MALE
CONNECTOR



QL1368-2A
COMPOSITE STR MALE
1/8T X 1/8P



QL1368-3A
COMPOSITE STR MALE
3/16T X 1/8P



QL1368-8C
COMPOSITE STR MALE
1/2T X 3/8P



QL13682X1
COMPOSITE STR MALE
1/8T X 1/16P



QL1368251
COMPOSITE STR MALE
5/32T X 1/16P



QL136825A
COMPOSITE STR MALE
5/32T X 1/8P

UNIONS



DOT62-2
1/8 PUSH LOCK UNION



DOT62-4
1/4 PUSH LOCK UNION



DOT62-6
3/8 PUSH LOCK UNION



DOT62-8
1/2 PUSH LOCK UNION



DOT62-10
5/8 PUSH LOCK UNION



DOT62-12
3/4 DOT UNION



DOT62-532
5/32 PUSH LOCK UNION



FF42-4
1/4 FLARED UNION



FF42-6
3/8 FLARED UNION



FF42-8
1/2 FLARED UNION



FF42-10
5/8 FLARED UNION



NY62-4
1/4T, NYLON TUBE, UNION



NY62-6
3/8T, NYLON TUBE, UNION



NY62-8
1/2T, NYLON TUBE, UNION



NY62-10
5/8T, NYLON TUBE, UNION



NY62-12
3/4T, NYLON TUBE, UNION



QL1362-2
COMPOSITE UNION 1/8T



QL1362-4
COMPOSITE UNION 1/4T



QL1362-6
COMPOSITE UNION 3/8T



QL1362-6-4
COMPOSITE UNION 3/8T X 1/4T



QL1362-8
COMPOSITE UNION 1/2T

NIPPLES



PF215-2
1/8 CLOSE NIPPLE



PF215-4
1/4 CLOSE NIPPLE



PF215-6
3/8 CLOSE NIPPLE



PF215-8
1/2 CLOSE NIPPLE



PF216-12
3/4 HEX NIPPLE PIPE FITTING



PF216-2
1/8" HEX NIPPLE



PF216-4
1/4" HEX NIPPLE



PF216-6
3/8" HEX NIPPLE



PF216-8
1/2" HEX NIPPLE BRASS



PF216-6-4
3/8" X 1/4" HEX NIPPLE



PF216-8-6
1/2" X 3/8" HEX NIPPLE



PF216-12-8
3/4 X 1/2 STEEL HEX NIPPLE



PNL215-6
3/8"P X 1-1/2",LONG NIPPLE



PNL215-8
1/2"P X 1-1/2",LONG NIPPLE

BARBS



HB125-4-4
1/4H X 1/4P HOSE BARB



HB125-5-4
5/16H X 1/4P HOSE BARB



HB125-6-4
3/8H X 1/4P HOSE BARB



HB125-6-6
3/8H X 3/8P HOSE BARB



HB125-8-6
1/2H X 3/8P HOSE BARB



HB125-8-8
1/2H X 1/2P HOSE BARB



HB125-10-8
5/8H X 1/2P HOSE BARB



HB125-12-8
3/4H X 1/2P HOSE BARB



HB129-4
1/4H HOSE BARB COUPLER



HB129-6
3/8H HOSE BARB COUPLER



HB129-8
1/2H HOSE BARB COUPLER

HOSE FITTINGS



O15535
HOSE FITTING 3/8H X 1/2P, M
HOSE END W/SPRING GU



O15536
HOSE FITTING 3/8H X 1/4P, M
HOSE END W/SPRING GU



O15539
3/8H X 1/2P, MALE



015540
3/8H X 1/4P HOSE FITTING



016678
3/8 RUBBER HOSE
UNION MENDER



023907
HOSE FITTING 3/8H X 3/8P, M
HOSE END W/SPRING GU



024887
HOSE FITTING 3/8H X 3/8P, M



0033805
3/8H X 3/8P ADAPTER END



033883
HOSE FITTING
1/2H X 3/8P, M



033885
HOSE FITTING 1/2H X 3/8P, M
HOSE END W/SPRING GU



033886
HOSE FITTING 1/2H X 1/2P, M
HOSE END W/SPRING GU



033887
1/2 RUBBER
HOSE MENDER


BULKHEAD FITTINGS




11304
BLKHD FITTING BRASS,
W/ NUT




11306
BULK HEAD FITTING



11315
BULKHEAD FITTING



50008
BLKHD FITTING BRASS,
W/ BRASS NUT



50009
BLKHD FITTING BRASS, W/
BRASS NUT 3/8 X 3/8



ACBH207-6
BLKHD FITTING BRASS, W/
STEEL NUT 3/8"



ACBH207-8
BULKHEAD FITTING



BF1-18
BLKHD FITTING BRASS, W/
STEEL NUT



BRF1340
BLKHD FITTING STEEL,
W/ STEEL NUT



BRF1342
BLKHD FITTING STEEL, W/
STEEL NUT




ACBH207-8
BULKHEAD FITTING




BF1-18
BLKHD FITTING BRASS, W/
STEEL NUT



BRF1340
BLKHD FITTING STEEL,
W/ STEEL NUT



BRF1342
BLKHD FITTING STEEL, W/
STEEL NUT



PROBF1-32
BULKHEAD FITTING
W BRASS NUT

COMPRESSION NUTS



NY61-4
1/4 COMPRESSION NUT



NY61-6
3/8 COMPRESSION NUT



NY61-8
1/2 COMPRESSION NUT

REDUCER BUSHINGS



PF209-4-2
1/4M X 1/8F, PIPE
REDUCER BUSHING



PF209-6-2
3/8M X 1/8F, PIPE
REDUCER BUSHING



PF209-6-4
3/8M X 1/4F, PIPE
REDUCER BUSHING



PF209-8-4
1/2M X 1/4F, PIPE
REDUCER BUSHING



PF209-8-6
1/2M X 3/8F, PIPE
REDUCER BUSHING



PF209-12-6
3/4M X 3/8F, PIPE
REDUCER BUSHING



PF209-12-8
3/4M X 1/2F, PIPE
REDUCER BUSHING

HEAD PLUGS




PF218-2
1/8" HEX HEAD PLUG



PF218-4
1/4" HEX HEAD PLUG



PF218-6
3/8" HEX HEAD PLUG




PF218-8
1/2" HEX HEAD PLUG



PF218-12
3/4" HEX HEAD PLUG

BRASS CAPS



PF213-2
BRASS CAP 1/8 THREAD




PF213-4
BRASS CAP 1/4 THREAD



PF213-6
BRASS CAP 3/8 THREAD



PF213-8
BRASS CAP 1/2 THREAD



PF213-12
BRASS CAP 3/4 THREAD

PIPE COUPLINGS



PF207-2
1/8" PIPE COUPLING



PF207-4
1/4" PIPE COUPLING




PF207-6
3/8" PIPE COUPLING




PF207-8
1/2" PIPE COUPLING


PIPE ADAPTERS



PF222-4-2
1/4" F X 1/8" M, PIPE ADAPTER



PF222-6-4
3/8" F X 1/4" M, PIPE
ADAPTER



PF222-6-6
3/8" PIPE ADAPTER



PF222-8-6
1/2" F X 3/8" M, PIPE ADAPTER



PF222-8-8
1/2" F TO 1/2" M ADAPTOR
PIPE FITTING



PF222-12-8
3/4F X 1/2M PIPE
ADAPTOR

SLEEVES



003610
3/8 HOSE, SLEEVE, BRASS



033801
1/2 HOSE SLEEVE



NY60-4
1/4T, NYLON TUBE, SLEEVE



NY60-6
3/8T, NYLON TUBE, SLEEVE



NY60-8
1/2T, NYLON TUBE, SLEEVE



NY60-10
5/8T, NYLON TUBE, SLEEVE



NY60-12
3/4T, NYLON TUBE, SLEEVE

INSERTS



NY63-4
1/4T, INSERT



NY63-6
3/8T INSERT



NY63-8
1/2T, INSERT



NY63-10
5/8T INSERT

PUSH LOCK FITTING PLUGS



PL109-4
1/4T PUSH LOCK FITTING
PLUG



PL109-6
3/8T PUSH LOCK FITTING
PLUG



PL109-8
1/2T PUSH LOCK FITTING
PLUG

DRAIN COCKS



DC604-4
STANDARD DRAIN COCK
1/4 PIPE



PDC601-4
1/4 DRAIN COCK

REDUCERS



QS37-4C
COMPOSITE STANDPIPE
REDUCER 1/4 X 3/8